

EXH-8

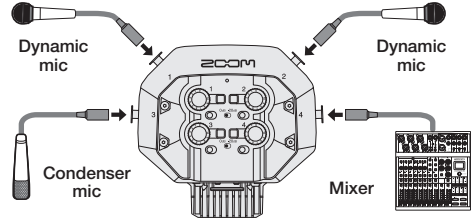
External XLR Input Capsule



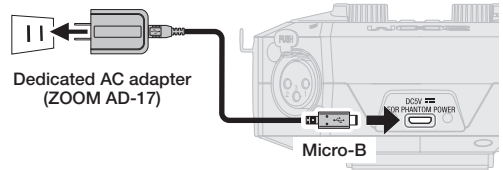
Features

- This capsule adds four channels of external XLR input
- Signals can be input from mixers, dynamic/condenser mics and other equipment
- Each input has a separate volume control, enabling quick and reliable level balancing at recording locations
- -20 dB pad switches enable professional equipment that uses +4 dB line level to also be input without distortion
- Phantom power can be supplied

Connection example

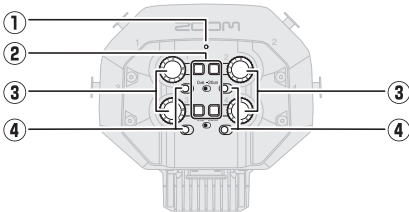


When connecting condenser mics and other devices that require phantom power, use an external power supply.

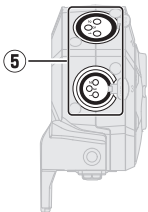


Functions of parts

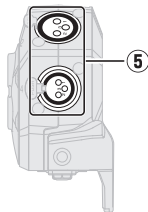
■Top



■Left side



■Right side



- ① **Power indicator**
This will light when an external power supply is connected, showing that phantom power can be used.
- ② **Track buttons/indicators 1/2/3/4**
These turn tracks on and off. Pressing track buttons will make their LEDs light red.
- ③ **Input volume knobs 1/2/3/4**
These adjust input volumes.
- ④ **PAD switches 1/2/3/4**
These attenuate the input signals of equipment connected to inputs 1-4 by 20 dB. Set PAD switches to -20dB when connecting mixers, for example, that use +4 dBu as the standard output level.
- ⑤ **Inputs 1/2/3/4**
Connect mics and mixers to these.

- Before using this, check the firmware version of the recorder and update it as necessary.
- Download update files for the latest versions from the ZOOM website (zoomcorp.com).
- For details, see the firmware update guide.