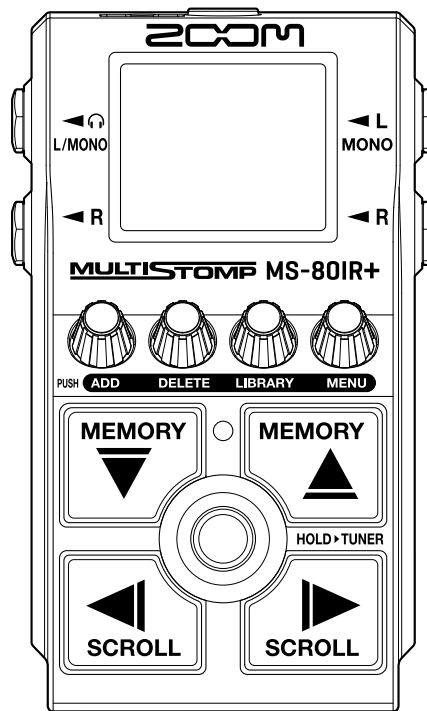


MS-80IR+

MULTISTOMP



Version 1.10 Supplementary Manual

You must read the Usage and Safety Precautions before use.

© 2025 ZOOM CORPORATION

Copying or reprinting this manual in part or in whole without permission is prohibited.

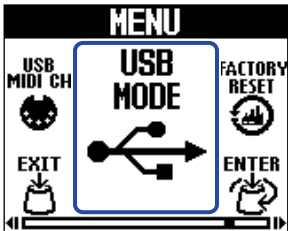
Product names, registered trademarks and company names in this document are the property of their respective companies. All trademarks and registered trademarks in this document are for identification purposes only and are not intended to infringe on the copyrights of their respective owners. Proper display is not possible on grayscale devices.


MS-80IR+ Version 1.10 Supplementary Manual

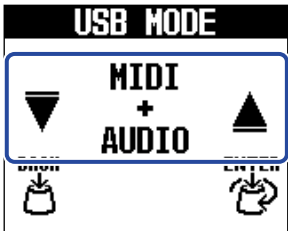
This supplementary manual explains a change in version 1.10.
The USB mode can now be set to either “MIDI+AUDIO” or “MIDI”.

Switching between USB modes (USB MODE)

1. Select “USB MODE” on the MENU Screen.



2. Turn the  (MENU) knob to select a setting.



Setting	Explanation
MIDI+AUDIO	Both MIDI and audio can be used. Some USB-MIDI controllers and USB-MIDI converters will not work with the MIDI+AUDIO setting.
MIDI	Only MIDI can be used.

3. Press the  (MENU) knob.

This confirms the setting and reopens the Home Screen.



4-4-3 Kanda-surugadai, Chiyoda-ku, Tokyo 101-0062 Japan
zoomcorp.com