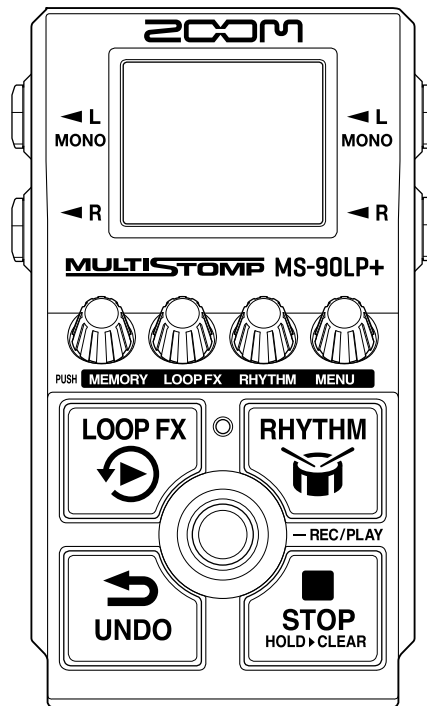


MS-90LP+

MULTISTOMP



Version 1.10 Supplementary Manual

You must read the Usage and Safety Precautions before use.

© 2025 ZOOM CORPORATION

Copying or reprinting this manual in part or in whole without permission is prohibited.

Product names, registered trademarks and company names in this document are the property of their respective companies. All trademarks and registered trademarks in this document are for identification purposes only and are not intended to infringe on the copyrights of their respective owners.

Proper display is not possible on grayscale devices.

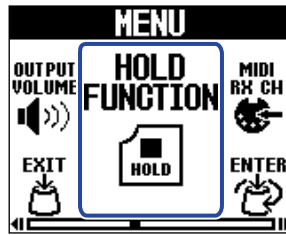
MS-90LP+ Version 1.10 Supplementary Manual


This supplementary manual explains a change in version 1.10.

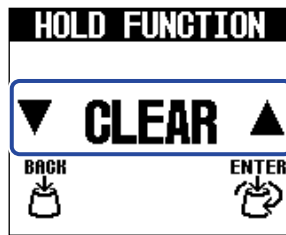
Setting the function of the STOP switch when held (HOLD FUNCTION)

In addition to the CLEAR function that clears the phrase, REVERT and OFF functions can now also be selected.

1. Select "HOLD FUNCTION" on the MENU Screen.



2. Turn the  (MENU) knob to select a function.



Setting	Explanation
CLEAR	This clears the phrase completely from memory.
REVERT	This undoes the recording and restores the state when the phrase was last saved.
OFF	This disables the hold function. This can prevent phrases from being cleared accidentally.

3. Press .

This confirms the setting and reopens the Home Screen.



4-4-3 Kanda-surugadai, Chiyoda-ku, Tokyo 101-0062 Japan
zoomcorp.com