

# Handy Recorder for Android Version 3.2 Supplementary Manual


Proper display is not possible on grayscale devices.

## Function added in Version 3.2

### Copying files


Uninstalling the application will delete recorded files at the same time.


We recommend using this function to backup important recording files to a different location.



1. Tap .

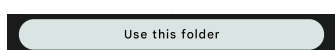
2. Tap the names of files to select the files that you want to copy.

 will appear in front of the names of selected files.

All files can be selected by tapping .

3. Tap .

4. Select or create the folder in which the files will be copied.

5. Tap .

The files will be copied.

6. Tap .

This reopens the Main Screen.