

# ZOOM Effect Processing Power Chart

## How best to manage “Process Overflow”

Modeling technology requires the effective use of DSP (Digital Signal Processing) power for the accurate simulation of amps and stompboxes.

The chart below shows the actual DSP power requirement on a scale 0 to 100 for each amp, cabinet and effect.

Please consider the total DSP power requirement for each product when changing preset patches or creating your own.

This will avoid to run into “Process Overflow” when making your own amp and effect combinations.

### Maximum capability

B3n : Up to 100

TYPE NAME	Processing Power	TYPE NAME	Processing Power
-----------	------------------	-----------	------------------












### DYNAMICS

STOMPBOXES

















	SlowATTCK	■ 5		ZNR	■ 4
	OptComp	■ 13		BlackOpt	■ 14
	LMT-76	■ 13		160 Comp	■ 13
	DualComp	■ 8		MB Comp	■ 21
	DYN Comp	■ 6			

TYPE NAME	Processing Power	TYPE NAME	Processing Power
-----------	------------------	-----------	------------------

## FILTER














 SeqFLTR	■ 9	 EG FLTR	■ 11
 Exciter	■ 9	 BassA-Wah	■ 7
 Z TRN	■ 6	 A-Filter	■ 7
 Bass Cry	■ 10	 BassGEQ	■ 5
 St B. GEQ	■ 7	 BassPEQ	■ 4
 Splitter	■ 6		

## DRIVE







 EP Stomp	■ 13	 NYC Muff	■ 14
 TS+Boost	■ 14	 Bass DRV	■ 15
 D.I Plus	■ 15	 Dark Pre	■ 23
 Bass BB	■ 14	 DI-5	■ 17
 Bass Pre	■ 18	 Bass OD	■ 14
 BassTsDRV	■ 16	 Dark OD	■ 21
 BlueB BOD	■ 19	 VooDoo-B	■ 19
 BaFzSmile	■ 13	 BassMetal	■ 12

TYPE NAME	Processing Power	TYPE NAME	Processing Power
-----------	------------------	-----------	------------------






## MODULATION

 Tremolo ■ <b>9</b>	 Phaser ■ <b>7</b>
 TheVibe ■ <b>10</b>	 PitchSHFT ■ <b>7</b>
 HPS ■ <b>7</b>	 Kick FLNG ■ <b>7</b>
 SuperCho ■ <b>8</b>	 CoronaTri ■ <b>20</b>
 BassStCho ■ <b>7</b>	 BaVinFLNG ■ <b>7</b>
 Ba Octave ■ <b>7</b>	 Ba Detune ■ <b>12</b>
 BaMnPitch ■ <b>10</b>	

## SFX







 Bomber ■ <b>8</b>	 StdSyn ■ <b>20</b>
 SynTik ■ <b>20</b>	 Z-Syn ■ <b>17</b>
 Defret ■ <b>7</b>	 PH+Dist ■ <b>18</b>

## DELAY






 Delay ■ <b>5</b>	 AnalogDly ■ <b>5</b>
 TapeEcho ■ <b>7</b>	 ReverseDL ■ <b>6</b>
 Hold DLY ■ <b>6</b>	

TYPE NAME	Processing Power	TYPE NAME	Processing Power
-----------	------------------	-----------	------------------






## REVERB

 AIR	■ 6	 ROOM	■ 10
 HALL	■ 11	 HD HALL	■ 26
 SPRNG	■ 9	 PLATE	■ 21

## PEDAL







 PDL Vol	■ 4	 BassWah	■ 8
 PDL Reso	■ 6	 Ba PDL Pit	■ 6
 Ba PDL MnP	■ 6		

## RHYTHM / LOOPER







 LP-MONO	■ 7	 LP-STEREO	■ 10
 MONO LOOPER	■ 7	 STEREO LOOPER	■ 10
 Rhythm	■ 8		

TYPE NAME	Processing Power	TYPE NAME	Processing Power
-----------	------------------	-----------	------------------

## AMP

	AMPG SVT	■ <b>22</b>		BMAN100	■ <b>32</b>
	SMR400	■ <b>23</b>		AG 750	■ <b>22</b>
	TE400SMX	■ <b>18</b>		AC 370	■ <b>26</b>

## CABINET

	SVT8x10	■ <b>13</b>		FD-B4x12	■ <b>13</b>
	SMR4x10TW	■ <b>13</b>		AG4x10TW	■ <b>13</b>
	TE4x10	■ <b>13</b>		AC1x18	■ <b>13</b>